



## Worktops

The first glance is mostly given to the worktop. Therefore, its design counts as much as its function. Never mind if matt or highgloss finished, thick or flat, with rounded or angular angles, derived timber, stone or mosaic – these worktops are easy to clean and heavy duty all in equal measure.


### unicoloured




White




Magnolia




Cream vanilla



Meta grey



Structured white



Structured magnolia



Sandstone grey beige NB



Stone mosaic



Structured beige



Structured dark grey



Structured red brown



Beige marble optic NB



Oxide steel



Oxide copper



Nero imp



Zeus anthracite



Corro beige/grey



Jupa terra



Tourmaline quartzite NB



Grey mineral stone



Granite beige grey NB


### Stone decor NB



Granite blue beige NB

## Worktops

### high gloss




Light olive




Stone black



Light stone



Wenge  
butcherbloc




Terazzo




Natural maple NB



Dark cherry



Coco Bolo



Natural core  
beech NB



Core maple tabac  
NB




Miracosa medium  
NB



Natural acacia NB


### Wooden decor NB




Walnut cognac NB




Miracosa basalt  
NB




Acacia brasil NB



Oak maroon NB



Withewashed  
natural oak NB



Butcherbloc  
walnut medium  
NB



Butcherbloc dark  
walnut NB

### Edgings 40 mm



Double rounded  
profile



Thick edging



Wood edging



Aluminium solid  
edging

## Worktops

### Edgings 60 mm



Thick edging



Aluminium solid edging